

<b>Statistics</b>	TOTAL
Election Day Precincts Reporting	61 of 61
Precincts Complete	61 of 61
Absentee/ Early Precincts Reporting	61 of 61
Registered Voters - Total	45,273
Ballots Cast - Total	13,347
Ballots Cast - Blank	2
Voter Turnout - Total	29.48%

**PROPOSITION 1**

Vote For 1

	TOTAL	VOTE %	
FOR THE TAX	9,709	73.30%	
AGAINST THE TAX	3,537	26.70%	
Overvotes	2		
Undervotes	99		
Contest Totals	13,347		

**PROPOSITION 2**

Vote For 1

	TOTAL	VOTE %	
FOR THE TAX	8,730	65.89%	
AGAINST THE TAX	4,520	34.11%	
Overvotes	2		
Undervotes	95		
Contest Totals	13,347		

**PROPOSITION 3**

Vote For 1

	TOTAL	VOTE %	
FOR THE TAX	9,639	72.68%	
AGAINST THE TAX	3,624	27.32%	
Overvotes	1		
Undervotes	83		
Contest Totals	13,347		

**PROPOSITION 4**

Vote For 1

	TOTAL	VOTE %	
FOR THE TAX	7,639	57.74%	
AGAINST THE TAX	5,591	42.26%	
Overvotes	2		
Undervotes	115		
Contest Totals	13,347		

**PROPOSITION 5**

Vote For 1

	TOTAL	VOTE %	
FOR THE TAX	9,417	70.89%	
AGAINST THE TAX	3,867	29.11%	
Overvotes	1		
Undervotes	62		
Contest Totals	13,347		

**PROPOSITION 6**

Vote For 1

	TOTAL	VOTE %	
FOR THE TAX	8,063	60.93%	
AGAINST THE TAX	5,171	39.07%	
Overvotes	2		
Undervotes	111		
Contest Totals	13,347		

**PROPOSITION 7**

Vote For 1

	TOTAL	VOTE %	
FOR THE TAX	7,921	59.84%	
AGAINST THE TAX	5,315	40.16%	
Overvotes	0		
Undervotes	111		
Contest Totals	13,347		

**PROPOSITION 8**

Vote For 1

	TOTAL	VOTE %	
FOR THE TAX	7,502	56.73%	
AGAINST THE TAX	5,721	43.27%	
Overvotes	2		
Undervotes	122		
Contest Totals	13,347		

**PROPOSITION 9**

Vote For 1

	TOTAL	VOTE %	
FOR THE TAX	8,037	60.69%	
AGAINST THE TAX	5,205	39.31%	
Overvotes	3		
Undervotes	102		
Contest Totals	13,347		



**PROPOSITION 10**

Vote For 1

	TOTAL	VOTE %	
FOR THE TAX	8,107	61.39%	
AGAINST THE TAX	5,098	38.61%	
Overvotes	3		
Undervotes	139		
Contest Totals	13,347		



**PROPOSITION 11**

Vote For 1

	TOTAL	VOTE %	
AGAINST THE TAX	6,682	50.43%	
FOR THE TAX	6,569	49.57%	
Overvotes	1		
Undervotes	95		
Contest Totals	13,347		



**PROPOSITION 12**

Vote For 1

	TOTAL	VOTE %	
FOR THE TAX	6,949	52.57%	
AGAINST THE TAX	6,270	47.43%	
Overvotes	3		
Undervotes	125		
Contest Totals	13,347		



**PROPOSITION 13**

Vote For 1

	TOTAL	VOTE %	
FOR THE TAX	7,254	54.94%	
AGAINST THE TAX	5,949	45.06%	
Overvotes	1		
Undervotes	143		
Contest Totals	13,347		

**PROPOSITION 14**

Vote For 1

	TOTAL	VOTE %	
FOR THE TAX	6,662	50.33%	
AGAINST THE TAX	6,575	49.67%	
Overvotes	1		
Undervotes	109		
Contest Totals	13,347		