


Prepare your Home

Winter storms could isolate your home for several days. Be prepared to be without electricity and heat!

- Weather Safety Kit
- Maintain Heaters and Fireplace
- Chimneys cleaned and inspected
- Conserve
- Food supplies
- Proper clothing
- Protect your Pets
- Remove dead trees
- Clean your gutters
- Maintain adequate supply of fuel
- Fire Extinguisher
- First Aid kit
- Use caution with space heaters



Emergency Supplies Checklist

Water—First Aid kit— First Aid Book— blankets—sleeping bags—baby supplies—portable radio—medications—eyeglasses—fire extinguisher—can opener—pet supplies—money—trash bags—personal care items—cooking supplies—tools—rope—duct tape—

Food

Nonperishable food such as granola bars, dried fruit, canned food, beef jerky, baby food, special diet items

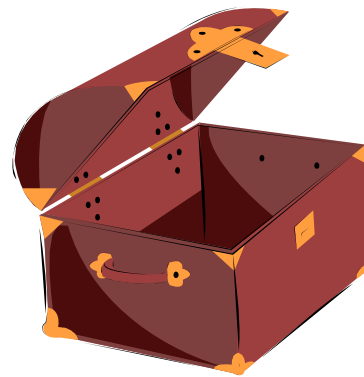
See

www.redcross.org

Or

www.fema.gov

For complete supplies checklist




Disasters can happen anywhere at any time.

Be Prepared!

Create a Disaster Plan

- Meet with your family and discuss why you need to be prepared for disaster. Explain the dangers of fire, severe weather, and earth quakes to children. Plan to share responsibilities and work together as a team.
- Discuss the types of disasters that are most likely to happen. Explain what to do in each case.
- Pick two places to meet:
 1. Right outside your home in a sudden emergency, like a fire.
 2. Outside your neighborhood in case you can't return home.Everyone must know the address and telephone number of the location you choose.
- Ask an out-of-state friend to be your "Family Contact". After a disaster, it's often easier to call long distance. Other family members should call this person and tell them where they are. Everyone must know your contact's phone number.
- Discuss what to do in an evacuation. Plan how to take care of your pets.



Winter Travel

If you must go outside-

- * Avoid overexertion
- * Dress warmly
- * Watch for frostbite
- * Avoid alcoholic beverages
- * Keep yourself and clothing dry
- * Take extra care with elderly and infants

IF YOU BECOME STRANDED

- * Stay with your vehicle
- * Display a trouble sign
- * Occasionally run engine
- * Use your emergency kit
- * Don't panic
- * Huddle together for warmth
- * Watch for frost bite
- * Drink fluids
- * Avoid overexertion

TRAVEL TIPS

Check weather prior to trip

Use your headlights

Plan alternate routes

Don't travel alone

Keep gas tank full

Drive defensively

Carry a cell phone



Winter Car Kit

Warm Clothing * blanket or sleeping bag
water * flashlight with extra batteries *
distress flag* shovel and sand * rain
gear * newspaper for insulation * plastic
bags for sanitation * nonperishable food
* water * jumper cables * first aid kit
and medications * candle in a metal can
for light and heat, remember to properly
ventilate.

DID YOU KNOW ?

IF YOU DRIVE IN SNOW, ANTICIPATE BEING MAROONED.
A WINTER STORM SURVIVAL KIT MAY SAVE YOUR LIFE.
THE WISE AVOID DRIVING DURING WINTER STORMS.



WINTER WEATHER Are you Prepared?



Laramie County Emergency
Management Agency

3962 Archer Parkway
Cheyenne, WY 82009
(307)633-4336

